



# *In Camera*

*The Newsletter of the Hawkesbury Camera Club Inc.*

## OFFICE BEARERS

President	Ian Cambourne 0410 457 752
Vice President	Marian Paap 0402 116 670
Treasurer	Paul Hulbert 0402 941 505
Secretary	Vacant

## THE COMMITTEE

Competition Manager	Tim Hodson
Publicity/Social	
Coordinator	Alan Sadleir
Newsletter Editor	Marian Paap
Librarian	Josephine Blue
Webmaster	Jonathan Auld
Garden Comp	John Hughes
Committee	Alan Aldrich & Peter Burford

## WHAT'S ON **THIS MONTH**

- JUNE 5** - Presentation – Monochrome images  
**JUNE 12** - Digital Night – Lightroom  
**JUNE 19** - COMP – Nature  
 Judge: Jim Crew

## WHAT'S ON **NEXT MONTH**

- JULY 3** - Presentation – Student Photography-  
 Jackie Dean  
**JULY 10** - Digital Night – Lightroom  
**JULY 17** - COMP – Monochrome  
 Judge: Mike & Maiva Smyth  
**JULY 31** - Mystery Bag – Paper Clips

## FROM THE PRESIDENT

We live in the sunburnt country, the land of sweeping planes and flooding rains. June is here, the sunburn is gone, sweeping planes remain and lets hope the rains don't bring floods. Winter has arrived and the morning mists and fogs can give some excellent opportunities for those of us who are keen to get up and go get them. Our Hawkesbury area is renowned for its pasture lands, open areas and of course the river. All or these are magnets for early morning mist & fog, but we need to be quick. Once the sun fully rises, it burns the fog off very quickly. And in just 3 months, we will say goodbye to winter and welcome in spring, with all its new growth & colours. Another aspect of winter are the sunsets. They just seem more colourful in the winter evenings than they do in summer. Also, the cooler the air in the evenings, the clearer it is and no heat haze is a bonus for our members who have taken an interest in pointing their cameras to the moon and stars. So lets all get out there during any hours that take your fancy and get those images that only come our way in the winter months.

Just in closing, this president feels rather disappointed. Members may recall recently that when they are out and he is around, he requested a gentle reminder to turn off his camera's anti-shake when he was making use of a tripod. Early in May, 15 or so of us went to Windsor for a night shoot. How many people gave him that general reminder? Not one.

*Ian Cambourne*

## 'TAKING OF PEOPLES PHOTOS' IN PUBLIC

Following is an interesting website/article for all to read, especially about the 'Taking of peoples photos' in public.

This is current Australian Law. The following paragraphs are from the Arts Law Centre of Australia website and for further information sheet, please visit:  
<http://www.artslaw.com.au/info-sheets/info-sheet/street-photographers-rights/>

### Street photographer's rights

***Can I take a photograph in public that contains images of people I don't know? Can I take a photo of a famous landmark or of the front of someone's house and later sell it?***


*This information sheet aims to provide you with the answers to these and other questions that may arise when you are taking photographs in and of public spaces. It also aims to provide those you encounter with a statement of your rights to minimise the possibility of harassment or threatened legal action. So carry this in your pocket and be prepared.*

**Tom Homer**

## CLUB/LOGO HISTORY – OLD AND NEW

### How far have we come!!


The club was started in 1952 by Stan Stevens. Stan was a photographer with the local paper. One of the public rooms in the Deerubbin Centre is named after him.



*Possibly 1950s - 1960s*

*Not sure whether this was an official club logo.*

RAAF had a number of members in the early years and possibly be responsible for the formation of the Club with Stan Stevens as President. As they had a Photographic section on the Base the Logo possibly originated there.



*This logo was last used in 1996.*



*1996-2012*

Created by Alan Aldrich in 1995-96 when he first became the newsletter editor. Alan used a logo generator (made by Autodesk who made AutoCad the design software draftsmen used back then) to make the background image, Photoshop to make the text and clipart for the camera.

This logo was replaced by the current Logo in May 2013.



*Current Logo 2013*

Thanks to Alan Aldrich and Pete Burford for sharing these historic information.

**Hawkesbury Hospital Annual Children's Ward  
Photo Hanging Day  
8<sup>th</sup> May  
*We were in the local news again...***

**The Hawkesbury Courier, Thursday May 23, page 3:  
"PHOTOS TO BRING A SMILE"**

*"A picture tells a thousand words, but it can also do a lot more.*

*Hawkesbury Camera Club continues to help put smiles on the faces of sick children at Hawkesbury Hospital with their creative and eye-catching pictures.*

*"Since starting in 2007, our pledge was to renew the photos each year, so the display always stays fresh", the Camera Club's Josephine Blue said.*

*"In November each year we host the Photos for Children Competition and a new batch of fantastic photos are selected by local school children for the changeover. The old photos are sold in the hospital shop once removed from the frames and all proceeds go to help the hospital."*

*Earlier this month, Ms Blue along with other Camera Club members including Alan Aldrich, Ian Cambourne, and Marian Paap joined Councillor Christine Paine to brighten the walls at the Children's Ward with inspirational photos now to be admired by patients, their families and staff."*

**How it all began – 'Children's Ward Competition'**

The project began as the Photos for Children Competition' in the Camera Club back in 2007, the Club was asked by Christine Paine and Hawkesbury Council Watch, to provide some images to brighten up the walls of the Children's Ward, to help the children. Hawkesbury Council Watch provided the frames and Camera Club provided the images.

In that year, we were to have a competition Photos of Children, but by changing the title to Photos FOR Children, its purpose became different. We opted to ask children to be our judges which meant we would be sure to please the children in the hospital. In the first year we started with 12 photos in frames, and in recent years it has expanded to 18. Community Health has some of the photos on their walls too.

The Club's pledge is to renew the photos each year, so the display always stays fresh. Each year during November a new batch is selected for the changeover. The "old" photos are sold in the hospital shop once removed from the frames. All proceeds go to help the hospital.

Members of Camera Club produce photos for the purpose of attracting the child judges' votes. The judges hear the purpose of the photos, to help children feel better when in hospital, and give them 2 votes each for their favourite images. The organiser then interviews the children to find out why they chose particular images. Our members are always impressed with their thoughtful replies.

The favourite theme every year is animals - domestic, wild or toy... other chosen subjects have included scenery, food, fish, bike riders, clowns, fireworks and birds, but dogs are the usual favourites. Members have been known to dress dogs in special clothes to bring a smile and catch a child's vote.

Another spin off project has been the production of a calendar each year, sponsored by Bendigo Bank or Rotary, featuring the photos from the year. All proceeds go to the hospital as well. This is one of Camera Club's favourite competitions in the year.

**Josephine Blue**



From left: Christine Paine (Councillor), Josephine Blue, Marian Paap, Alan Aldrich & Ian Cambourne

**'Relay for Life'  
24<sup>th</sup> May**

Our Camera Club participated in a recent community event 'Relay for Life' run by Cancer Council to raise funds at Hawkesbury Showgrounds. Ian Cambourne and Paul Hulbert volunteered to take photo in the Photo Booth that there setup by the organisers, taking photos of the event and any passerby who were willing to dress up in massive fluoro wigs, goggles, hats, feather boa, and funny hats. It was a fun day and Ian and Paul took almost 400 photos.



The photos were copied to a CD and passed on to the organisers for their use. A job well done!



How to photograph black on black background!! Can you see it?

Photo: Ian Cambourne



Photo: Marian Paap

## OUTINGS

### Recent Outings

#### Night Photography – Windsor

1<sup>st</sup> May



Photos: Marian Paap

### Outback Trek 2013

#### 11 May

One think photographers can't control is the weather and that's what soured our last trip planned to take in Willandra, Mungo and Kinchega National Parks in far west NSW. After some short breaks of sunshine for photos at Willandra we had to retreat to the sealed road back up to Cobar then Broken Hill to avoid rain and boggy roads. After 3 days in B'Hill including sunset wine and photo shoot at Silverton, we travelled down to Menindee where the Lakes now have water after an 11 year dry spell. After a perfect sunset opportunity and some reasonable light in the old Kinchega woolshed, the rain caught up with us again forcing us to abandon the run to Mungo. Hoping the 14 km clay road back to Menindee may dry out overnight didn't eventuate causing us to decamp at 4 am amid another shower and slip slide our way back to the tar. A 12 hour drive back home concluded the trip, c'est la vie.

#### Pete Burford & Ruth



Photo: Pete Burford

#### Vivid Sydney – 28<sup>th</sup> May

On Tuesday night 10 enthusiastic photographers set out for Sydney under threatening skies. All were relieved upon arrival at Darling Harbour to find the rain on hold. Some of the light shows there were quite amazing visually but difficult to capture due to their position. Albeit there were other photo options including coloured water jets

synchronised to music and vessels at anchor bathed in changing lights.

Our group split and headed by sea/long walk to Circular Quay where the light show was more spectacular, some being reflected in the harbour. High rise buildings were transformed into a mosaic of colour changing faster than you could hit the shutter. Even at 6400 ISO @1/15 sec the tripod made sharp images possible. After 3-4 hours the enthusiasm waned and most headed for the bus for a quiet and foggy trip home around 11.30pm. A big thanks to Marian Paap and Jenny Aquilina for their organisation. A good night was had by all.



Photo: Doug Carbery



Photo: Marian Paap

## Upcoming

### Photographing Saturn 1<sup>st</sup> June

The Club has arranged another wonderful outing on 1<sup>st</sup> June to photograph Saturn at the Tebbutt's Observatory [weather permitting]. We are to meet up at the grounds of the Observatory by 7pm.

## Outback Weekend Photographic Workshop

23 – 25<sup>th</sup> August

For those enthusiastic photographers, a great opportunity to join this workshop runs by Boris Hlavica at Mount Gipps Station.

**Location:** Mount Gipps station, about 50km north of Broken Hill.

**Activities:** We will have fun with a sunrise, sunset and night photography, light painting, portrait, textures and close-ups and anything else we'll see.

You will learn how to create a photograph instead of a snapshot, by using all the technical stuff of your camera with combination of composition and light.

**Price:** Is \$320 including accommodation and Sunset tour.

**Accommodation:** Twin share rooms of Shearers Quarters with fully equipped kitchen, dining room with open fire, covered BBQ area and shared bathrooms and toilets.

Please contact Pete Burford if you are interested.

See further information on pages 8-9.

## EXHIBITIONS / ART SHOWS

Great way to be involved and support Hawkesbury community...

### 35<sup>th</sup> Annual Ebenezer Art Show 9 – 10<sup>th</sup> August

For those who are interested in participating in the 35<sup>th</sup> Annual Ebenezer Art Show 2013, see attached information sheet and the entry form on pages 10-11.

### Mt Wilson & Mt Irvine Photography & Art Exhibition 26 – 26<sup>th</sup> October

The communities of Mt Wilson and Mt Irvine are once again holding a photography and art exhibition on the 26<sup>th</sup> & 27<sup>th</sup> October 2013.

Entries need to be of the Mt Wilson & Mt Irvine area.

For more information, visit community website [www.mtwilson.com.au](http://www.mtwilson.com.au). See Conditions of entry and the entry form on pages 12-14.



## Learning to See

### 5 Part Series - Part IV

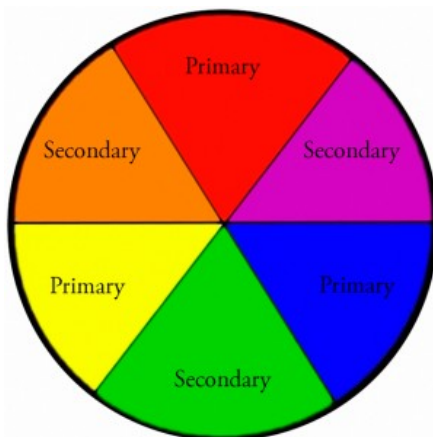
by [Dale Wilson](#)

#### The Hues and Use of Colour, Part III

***Seek the strongest colour possible...the content is of no importance.*** - Henri Matisse

Upon review of our [last entry](#) we learned that the colour, tone or shade of a perimeter colour can, and does, affect the primary subject. The works of the artists identified — Turner, Maisel and Meola — amplify this notion without reservation.

In many cases a specific colour is also very responsible for controlling our subconscious. When we think of white we translate our thoughts to purity and objectivity. Red is for romance, yellow of jealousy, and green for a pristine environment. At the same time we can look at the colour black as a flat monotone that is suggestive of death; paint that same uninspired black with a wash of high gloss varnish and it immediately takes on a feeling of high-class and being formal. Blue is the most popular and preferred colour by adults in North America.



A Basic Colour Wheel showing Primary and Secondary Colours

An advertising executive once told me colour sells, the right colour sells better. It is not by accident that we instantly identify a specific red with Coca-Cola, yellow with Kodak or National Geographic, HP and IBM with the use of blue, and green by Fuji. These colours were not selected by accident, and reinforces the notion that colour does have a very profound effect on how we view an image.

If we think of the colours of Coke and Kodak and IBM, we instantly associate these corporate colours as being a bold red, yellow and blue respectively. These are primary colours, from which all other colours are made. If we were to mix an equal amount of two primary colours, the result would be the secondary hues of orange, green and violet. And so it continues, and millions of colours are possible by mixing variations of these three primary colours.

Review illustration two, and see the effect the perimeter colour has on the red square in the centre. Against the black background the red stands up and offers an illusion of brilliance and strength, whereas when bordered by green the red really comes to life and is vibrant and happy. Meanwhile when surrounded by orange there is no contrast and the red square appears as, well, blah! Introduce violet as a neighbour and it simply kills that once vibrant and full of life little red square.





Illustration 2

That is all fine and dandy but what does it mean for the beginning photographer?

Much, and if you remember the basic principle of colour theory you will see yourself moving around the landscape more than ever looking for the complementary colour to support that of the subject. In so doing your final result will have more contrast and impact and you will more often than not be rewarded with the 'wow' factor.



This autumn scene near Peggy's Cove, Nova Scotia is not overly exciting but provides a good example of colour theory in practise. If you cover the bottom half of the picture you are left with a secondary coloured orange foliated tree and violet coloured sky, and the scene completely lacks any attention grabbing detail. Next cover the top half of the image; although the bottom half of the scene, although much less interesting than the picture as a whole, has far more impact due to the primary colour of yellow being surrounded by the primary colour of red and thus supporting the point of Matisse as quoted at the opening.

There have been many textbooks written on colour theory, and the science of the colour wheel dates back to at least the time of Newton. Personally, my curiosity is aroused when I am out making pictures, all I have to remember is that opposite colours attract, bordering colours repel. Too easy; now get out there and make some great pictures.

Read more:

<http://digital-photography-school.com/learning-to-see-part-iv#ixzz2Kj5YvxYr>

#### THOUGHT FOR THE MONTH

*"The photo that succeeds is the photo that is looked at for more than a second"* - Henri Cartier-Bresson.

**Paul Hulbert**

#### Newsletter Contributions

If you have any articles that may interest our members in:


Photographic tips/hints/up coming events/competitions/web links/

Please email the Newsletter Editor-Marian Paap – [newslettereditor@hawkesburycameraclub.com.au](mailto:newslettereditor@hawkesburycameraclub.com.au)

<http://www.hawkesburycameraclub.com.au/>

# WEEKEND PHOTOGRAPHIC WORKSHOP

with Boris Hlavica, local photographer  
ph. 0411616235



**for a group of 5 to 10 enthusiasts  
at Mount Gipps Station  
on  
Friday evening 23rd of August  
till afternoon of Sunday 25th of August.**



[boris@imagesofaustralia.com.au](mailto:boris@imagesofaustralia.com.au)

[www.imagesofaustralia.com.au](http://www.imagesofaustralia.com.au)



## IS THE WORKSHOP FOR YOU?

Working with a small group, I will be able to answer your questions, provide hints and feedback. You may simply enjoy the company and inspiration of doing what you love with like-minded people, at an interesting location.

## LOCATION.

Mount Gipps station, about 50km north of Broken Hill.

## ACTIVITIES.

We will have fun with a sunrise, sunset and night photography, light painting, portrait, textures and close-ups and anything else we'll see.

You will learn how to create a photograph instead of a snapshot, by using all the technical stuff of your camera with combination of composition and light.

## PRICE

Is \$320 including accommodation and Sunset tour.

## ACCOMMODATION

Twin share rooms of Shearers Quarters with fully equipped kitchen, dining room with open fire, covered BBQ area and shared bathrooms and toilets.

## WHAT EQUIPMENT TO BRING?

Any type of camera, preferably DSLR, cable or remote release, tripod, a torch, spare battery for your camera, battery charger, spare memory card, note book with a photo editing application if you have one. Photoshop or Elements would be great.

## WHAT ELSE YOU WILL NEED?

Your own bedding, or it can be provided for an extra charge.

Your own food, drinks, nibbles to share, meat for a BBQ we'll have on Friday night and anything else you fancy.

We will provide some salads for the BBQ .

Don't forget warm clothing and good shoes.

# Ebenezer P&C Association

## 35th Annual Ebenezer Art Show 2013

## Friday 9<sup>th</sup> and Saturday 10<sup>th</sup> August

## Art Form

<b>Exhibitor:</b>	_____	<b>Medium:</b>	_____
<b>Address:</b>	_____	<b>Telephone:</b>	_____
	_____	<b>Email</b>	_____
<b>ABN :</b>	_____	<b>Are you registered for GST?</b>	<b>YES/NO</b>

**Will you be picking up unsold exhibits on: Saturday after 4:30? Monday 9:00 – 12:00? Or by Appointment? (Please circle one)**

Price:

Total Sale Price: \_\_\_\_\_

Less 25% Commission: \_\_\_\_\_

Total Price: 

Cheque No:

[illegible]

**Please return this form to [ebenezerarshow@gmail.com](mailto:ebenezerarshow@gmail.com) or post to Ebenezer P&C Association, Ebenezer Public School, 531 Sackville Rd, Ebenezer NSW 2756 by Friday 2nd August 2013 to enable the catalogue to be organised.**

**If you need to, please include GST.**

**Ebenezer P&C, Ebenezer Public School, 531 Sackville Rd, Ebenezer NSW 2756**



# Ebenezer P&C Association

## 35th Annual Ebenezer Art Show 2013

Friday 9<sup>th</sup> and Saturday 10<sup>th</sup> August

Dear Exhibitor,

Ebenezer P&C Association will be holding its 35th Annual Art Show at Ebenezer Public School, 531 Sackville Road, Ebenezer on the 9<sup>th</sup> and 10<sup>th</sup> of August 2013. Come and celebrate 35 years of this wonderful community tradition with us. We look forward to you participating either as an art exhibitor or craft stall holder.

### Dates

**Friday 9<sup>th</sup> August, 2013** - **from 7.00pm to 10:00pm (adults only)**  
**Saturday 10th August, 2013** - **10:00am to 3:00pm**

We enjoyed a very successful show in 2012 with the exhibition being held in our new school hall. This has enabled us to make a few changes to the setting up process for the art exhibition. These changes are highlighted below.

### Delivery

Exhibits are to be delivered to Ebenezer School between **8:00am and 2.00pm** on Friday 9<sup>th</sup> August 2013.

### Art

We only have sufficient space to hang 350 paintings therefore limits have been placed on the number of exhibits per artists.

Agents and artists please note the following:

- Resident Hawkesbury artists – limit of 7
- Non-resident Hawkesbury artists – limit of 5
- Agents – limit of 15
- Prints will not be accepted.

The attached entry form is to be forwarded to [ebenezerartshow@gmail.com](mailto:ebenezerartshow@gmail.com) or posted to **Ebenezer P&C Association, Ebenezer Public School, 531 Sackville Rd, Ebenezer NSW 2756** by Friday 2<sup>nd</sup> August 2013 to enable the catalogue to be organised.

### Pickup

We have set aside specific times for you to pick up your unsold art to reduce disruption to classes. Please indicate when you will pickup on the Art Form.

Saturday after 4:30

Monday 9:00am –12:00pm. Or by appointment. Please contact Kim Jones (4579 0121)

### Photography

- Due to the success and positive feedback received from a small section of photography in previous years, we will continue to give local photographers the opportunity to exhibit their own work. (Limit 6 per photographer)

### General

- Exhibitors may be assured that all care will be taken with exhibits and that security precautions will be arranged. However, no responsibility will be accepted.
- 25% of Art sales will be retained by the P&C Association.
- Cheques to Art Exhibitors will be available on pick-up.
- The Art room will close at 3:00pm - artwork can be collected from 4:30pm.

### GST Requirements

If you are registered for GST, we will need your ABN number. Please include on the exhibitors' form. If you have any questions or need more information please ring Kim Jones (Art) - 4579 0121 email: [ebenezerartshow@gmail.com](mailto:ebenezerartshow@gmail.com)

**Ebenezer P&C Association, Ebenezer Public School, 531 Sackville Rd, Ebenezer NSW 2756**



***It's on again ... the 2013 Mt Wilson and Mt Irvine Photography and Art Exhibition***

Last year's event proved to be a successful fund raiser for the local Rural Fire Brigade so it has been decided that we get together and do it all over again on

***Saturday 26<sup>th</sup> and Sunday 27<sup>th</sup> October 2013 at the Village Hall in Mt Wilson***

For those who participated last year and to those who indicated they would like to be kept on the mailing list, ***I now extend an invitation to you to enter your photographic images or artwork*** and be a part of this wonderful community event.

**Entry Forms close on Friday 11<sup>th</sup> October 2013**

**Artwork needs to be received no later than Thursday 24<sup>th</sup> October 2013**

In the photography section you may enter framed, matted or canvas prints.  
Artwork can be of any medium.

**All work must be of the Mt Wilson & Mt Irvine area**

There is a one off \$20 entry fee. Please make cheques/money orders payable to Mt Wilson & Mt Irvine Fire Brigade.

You may offer your work for sale with a 25% donation of that sale to the Mt Wilson & Mt Irvine Rural Fire Brigade.

I have attached an entry form and meeting advice and hope you will consider entering.

So that planning can begin it would be appreciated if your entry forms can be returned to me ASAP.

Remember when selecting work to enter in the exhibition that we would prefer new work to that submitted last year although past exhibited work may be considered as back up to replace sold items.

Regards,

Bev Woodman

Phone: 0438 494 684

***"If you have a dream put it on canvas or capture it in film  
and share that talent with the world"***



## **MT WILSON AND MT IRVINE 2013 PHOTOGRAPHY AND ART EXHIBITION 26/27<sup>TH</sup> OCTOBER 2013**

The communities of Mt Wilson and Mt Irvine would like to invite you to exhibit your photography and/or artwork in the Mt Wilson and Mt Irvine 2013 Photography and Art Exhibition.

***The work must depict aspects of Mt Wilson and/or Mt Irvine***

**Location:** Mt Wilson Village Hall

The official opening will be held on Saturday 26 October 2013 from 5 pm (\$5 entry).

**Exhibition Times:**

10 am – 6.30 pm Saturday 26 October 2013

10 am – 3.30 pm Sunday 27 October 2013

Refreshments will be available and provided by the Mt Wilson/Mt Irvine Rural Fire Brigade.

**Closing Time for Entries:** Friday 11 October 2013 or by special arrangement with the organisers.  
Set up of exhibition Friday 25 October 2013.

**Conditions of Entry:**

1. Entry Fee \$20 (cheques made payable to Mt Wilson Fire Brigade).
2. The work submitted must be of the Mt Wilson and Mt Irvine area otherwise will not be considered for entry. The work submitted to the exhibition may be of any shape or size, may be matted, mounted, framed or on canvas. Remember this is not last year's exhibition so please submit new work to that submitted previously although unsold work from 2012 maybe considered as backup to replace sold items.
4. Please ensure your work is ready for hanging and provide hanging devices (please specify).
5. It would be appreciated that on the entry form you specify clearly approximate sizes and in the case of heavy framed prints, the approximate weight.
6. The work submitted must be original work and the person submitting that work must have copyright to the work.
7. All work may be offered for sale with 25% of each sale being donated to the Mt Wilson/Mt Irvine Rural Fire Brigade.
8. There will be a gold coin entry fee to view the exhibition.
9. Please complete the entry form and return ASAP so that we can attempt to accommodate all entries received. Remember that entries close on the 11 October 2013.
10. In the event of too many entries being received, the organiser/s reserves the right to cull the number of entries (the organisers will attempt to do this in consultation with the entrant). Likewise the organiser/s reserves the right to not accept any entry and their decision is final.
11. The organisers are not responsible for loss or damage to artwork although great care will be taken at all times but no liability will be accepted.

**All unsold work must be picked up at the close of the exhibition on Sunday 27 October 2013 or by prior arrangement with the organisers - this should be negotiated at the time of entry.**

**Phone Contacts:**

Bev Woodman 02 49468491 Mobile: 0438 494 684

Email: [bevwoodman46@gmail.com](mailto:bevwoodman46@gmail.com)

Tim Gow 02 47562032 Mobile: 0412 133 559

Email: [seftoncottage@gmail.com](mailto:seftoncottage@gmail.com)

**see over page**

**Delivery of Work :**

Work may be posted/shipped or dropped off to:  
Bev Woodman, 11 Frederick Street, Valentine 2280

Philip Johnson 0401 710 423 Northern Beaches area (by arrangement)

Tim Gow 0412 133 559 Mt Wilson area (by arrangement)

**A one off drop off day will be arranged for Sunday 13 October 2013 in the car park of McDonalds at McGrath's Hill near Windsor - 8 am to 11 am**  
**Please indicate if you wish to use this service**

**Do not hesitate to ring either of the above numbers if you have questions**

**PLEASE read this notice carefully and address all conditions of entry**







**MT WILSON AND MT IRVINE  
2013 PHOTOGRAPHY AND ART EXHIBITION  
26/27<sup>TH</sup> OCTOBER 2013**

**ENTRY FORM**

I will be pleased to exhibit my work in the Mt Wilson and Mt Irvine 2012 Photography and Art Exhibition on the 26/27 October 2013.

**SPECIAL NOTE: ALL ENTRIES MUST BE OF THE MT WILSON AND MT IRVINE REGION OTHERWISE WILL NOT BE CONSIDERED FOR ENTRY**

**NAME:** \_\_\_\_\_

**ADDRESS:** \_\_\_\_\_

**PHONE:** \_\_\_\_\_ **MOBILE:** \_\_\_\_\_

**EMAIL:** \_\_\_\_\_

**ENTRY FEE: \$20 (flat fee)**

- please make cheques/money order payable to Mt Wilson & Mt Irvine Fire Brigade

☐ Please tick to indicate your work is for sale. Add price below factoring in that 25% of the retail price will be donated to the Mt Wilson/ Mt Irvine Rural Fire Brigade.

**PLEASE NAME ENTRIES BELOW:**

1. \_\_\_\_\_ **PRICE:** \_\_\_\_\_

**MEDIUM:** \_\_\_\_\_ **SIZE:** \_\_\_\_\_ **WEIGHT:** \_\_\_\_\_

2. \_\_\_\_\_ **PRICE:** \_\_\_\_\_

**MEDIUM:** \_\_\_\_\_ **SIZE:** \_\_\_\_\_ **WEIGHT:** \_\_\_\_\_

3. \_\_\_\_\_ **PRICE:** \_\_\_\_\_

**MEDIUM:** \_\_\_\_\_ **SIZE:** \_\_\_\_\_ **WEIGHT:** \_\_\_\_\_

***More entries? Please email info to discuss.***

**SIGNED:** \_\_\_\_\_ **Dated:** \_\_\_\_/\_\_\_\_/\_\_\_\_

*By signing this entry I acknowledge that the Organisers, Hall Owners, or any party involved in a voluntary position of the Mt Wilson and Mt Irvine 2013 Photography and Art Exhibition are not responsible for loss or damage of artwork although great care will be given but no liability will be accepted, and that lodgement of this entry form signifies your acceptance of the conditions of entry.*

Please email this form to [bevwoodman46@gmail.com](mailto:bevwoodman46@gmail.com)

Or post to Bev Woodman at 11 Frederick St., Valentine 2280

**ENTRIES CLOSE FRIDAY 11TH OCTOBER 2013**