



# *In Camera*

*The Newsletter of the Hawkesbury Camera Club Inc.*

## OFFICE BEARERS

President	Ian Cambourne 0410 457 752
Vice President	Graham Hodgkins 0466 870 109
Treasurer	Paul Hulbert 0402 941 505
Secretary	Marian Paap 0402 116 670

## THE COMMITTEE

Committee	Marianne Hodgkins & Alan Aldrich
Competition Manager	Michelle Nichols
Garden Comp	Alan Aldrich
Newsletter Editor	Marian Paap
Outing Coordinator	Peter Burford
Publicity Coordinator	Regert Johannsen
Webmaster	Jonathan Auld

## WHAT'S ON THIS MONTH

November 4 <sup>th</sup>	PHOTO SELECTION NIGHT for Hawkesbury Hospital Children's Ward [Non-point scoring]
November 11 <sup>th</sup>	PRESENTATION Photojournalism
November 14 <sup>th</sup>	Club's Christmas Outing 43 Bourke Street - Richmond
November 18 <sup>th</sup>	AGM + End of Year Competition

## FROM THE PRESIDENT

November is now here, signalling the final month of our 2015 year. Our final three meetings for this year will see our annual Childrens Ward comp on November 4<sup>th</sup>, as usual, viewed and judged by 20 or so primary school children from Richmond & Kurmond Schools. The 11<sup>th</sup> will see our final presentation for the year, and the 18<sup>th</sup> will close our year of meetings with our AGM & our End of Year Comp. As you have all received an email by now advising that our end of year function will be a BYO BBQ to be held at the home of our own Pete Burford. Thank you Pete for your kind offer of providing a venue central to everyone. For all details regarding times and what to bring, see our secretary Marian.

Throughout 2015 our club has introduced two new activities to our calendar which have both received positive feedback from those members that took part in them. They were our Evaluation Nights, where members were invited and encouraged to bring along some prints or projected images for discussion by club members. These were a pleasant change from the competition environment, where we are on the receiving end of a single judge's thoughts and opinions. When discussions got under way during the evaluation nights, many thoughts and ideas were offered by the people present in a friendly manner, so that the photographer gained some feedback to help that particular image or maybe their photographic skills to grow. Our Portfolios also helped those members who attended to grow in their photography as well. Those members are now encouraged to step up and away from taking "a" photo of something, to now consider taking a "series" of photos along a common theme with a purpose of telling a story. The process of building a Portfolio helps the photographer to look at a subject, or their topic more closely, think about how they may photograph it better, and improve composition, technical and presentation skills.

As this will be the final article written by this current president, I would like to thank all Club members for their attendance, contributions & support to our Club throughout the year and also a thank you to all our committee members for a great job done this year.

Let's all continue to grow in knowledge and skills in this passion of ours, photography.

*Jan Cambourne*

#### HAWKESBURY CHILDREN'S WARD COMPETITION

#### 4<sup>th</sup> November 2015 - Photo Selection Day

Just a reminder that the PHOTO SELECTION NIGHT for the Hawkesbury Hospital Children's Ward competition will be held on Wednesday 4<sup>th</sup> November. For those new members this is a non-point scoring competition where the images are judged and selected by local primary school students. Children have a totally different perspective of photography and what appeals. If you have any children in your life, have a chat and see what sort of images they like. Winners will be displayed for the following 12 months on the walls of the Children's Ward at Hawkesbury Hospital. Photographs must be mounted and a minimum of A4.

**You must also bring along on the night, a 'high resolution' copy of the photograph/s on a USB. NO NEED FOR RESIZING.**

*Happy snapping!!*

#### AGM [ANNUAL GENERAL MEETING] COMMITTEE MEMBERS NOMINATIONS

We are getting very close to the deadline for nominations for the Office-Bearers and Committee members for 2016.

You can nominate yourself or someone else that is interested in becoming a committee member.

As outlined in our constitution, members who wish to nominate someone for, or be on the committee themselves, must have a written nomination delivered to the HCC secretary – Marian Paap at least 14 days prior to our AGM – 18<sup>th</sup> November.

Please note that the nomination must be signed by the nominee accepting the nomination, the member making the nomination and a further member seconding the nomination.

Nomination form can be found on HCC Website. Printed forms will also be available during the next few meetings in October for your convenient.

Please forward your nomination/s to Marian Paap - [marian@secureaz.net](mailto:marian@secureaz.net) by close of business 4<sup>th</sup> November.

#### HAWKESBURY GARDEN COMPETITION

2015 Garden Competition presentation evening was held on 21<sup>st</sup> October at the Windsor RSL.

Thank you to the members attended on the evening to support and represent the Camera Club and especially for those who volunteered to take on the task behind the scenes and on the day to make this a successful evening.



*Behind the scene images*



## WHAT WE LIKE TO PHOTOGRAPH?

### What we like to photograph?

By Michelle Nichols & Jonathan Auld

At a recent Camera Club night, we shared one of the things we like to photograph. Here is a bit of a summary for anyone that is interested.



Jonathan Auld photographing a cemetery outback NSW

In 2003, we established Hawkesbury Cemetery Register. It is an ongoing voluntary project which transcribes, photographs and maps cemeteries, memorials & monuments in the Hawkesbury.

We photograph a particular cemetery, taking several views of a headstone. We then transcribe the exact wording and enter into our database. Then the information is uploaded to access for free from our Hawkesbury on the Net <http://www.hawkesbury.net.au/> site. This allows family and local historians from all over the world to access information about a person they are



researching. They can see the actual headstone in detail, find out what is on the headstone and view overall images of the site which is easy to search.

Hawkesbury on the Net Cemetery Register

Home Cemetery to Search Hawkesbury on the Net

### Windsor Presbyterian Cemetery - Windsor

Cemetery Details	
Address:	Church Street Windsor New South Wales, Australia
Location:	Cemetery is bounded by George, Bell and Church Streets on the South Windsor side, overlooking the Windsor Railway Station.
Denomination:	Presbyterian
Responsible Authority:	Hawkesbury City Council
Number of Graves:	101
Names Recorded:	232
Period of Use:	1838 - current





### Dick, Robert

Grave Details	
Name:	Robert Dick
Died:	18th October 1898
Age:	77 years
Cemetery:	Windsor Presbyterian Cemetery, Windsor
Location:	row 4 plot 5



Additional Notes:



In Loving Memory of ROBERT DICK BORN 21RD APRIL 1821 DIED 18TH OCTOBER 1898 AGED 77 YEARS THE MEMORY OF THE JUST IS BLESSED PROV CHAP N 1787 Also HIS SISTER MARGARET LINDSAY DICK BORN GLASGOW SCOTLAND 13TH JULY 1843 DIED 18TH AUGUST 1929 AGED 86 YEARS

Sample pages from the Presbyterian Cemetery, Windsor



We have completed over 50 cemeteries and isolated graves, one of the largest was the Windsor Catholic Cemetery with over 900 graves. We still have about 25 to go.



As well as the actual headstone we also capture any unusual features or carvings, above are a few examples. If you want to check out the website go to <http://www.hawkesbury.net.au/cemetery/>

When travelling we keep our eyes open for any unusual headstones. As we often write historical articles for newsletters and blogs and also feature these regularly on our Facebook page located at <https://www.facebook.com/HawkesburyCemeteries>



*Headstone from Norfolk Island*

We don't spend a lot of time in cemeteries, and we obviously love to photographing other things such as people, places and events, but this is just another way we can give back to the community with our photography.

#### A QUOTE

"When you approach something to photograph it, first be still with yourself until the object of your attention affirms your presence. Then don't leave until you have captured its essence."

*Minor White*By

Paul Hulbert

#### PHOTOGRAPHY TIPS

*ARTICLE from PictureCorrect*

### 5 Things all Photographers Should Know About Composition

Composition is an interesting aspect of photography because there are no absolutes. It's mostly opinion. Compose an image a certain way and some people will like it, some people won't. You can argue for hours about why a photo works, or why it doesn't.



But amongst this variation of opinion something interesting occurs. It seems that we all know when a photo is well composed, even if we can't agree why.

The challenge is in analyzing and understand the underlying principles, and then applying them to our own work.

Here then, to get you started, is my list of five things all photographers ought to know about composition. Do you have any to add? Please let us know in the comments.

#### 1. Great Composition is the Mark of a Great Photographer

If you want to learn more about composition, go study the work of Steve McCurry. The beauty of the composition of his images often leaves me speechless. His work shows a mastery of design that most photographers can only aspire to.

The same applies to every great photographer. Go and look at the work of the photographers you admire most. Two things will stand out. One is the mastery they have over their craft, the technical aspects—exposure, aperture choice, post-processing, and so on.

The other is their mastery of composition. This is much harder because it involves learning to see, and to arrange an often chaotic subject into a pleasing and interesting composition.



## 2. Composition Takes Years to Master

Seeing and composing great images requires a lifelong commitment to learning and improving. Don't read a single article, or a single book, no matter how good, on composition and think that's all you have to do. You should read as much as you can on the subject, then apply what you learn. There's always something new to discover, a different author's perspective to absorb.

## 3. Working in Black & White Tests Your Composition Skills

If you really want to test your composition skills out then work in black and white. The reason this works so well is that subtracting color reveals the underlying structure of the subject's tonal contrast, texture, line, shape, space, and pattern.

These are your tools for creating good black and white images. Learn how to use them, then return to color and learn how to integrate color with other elements of composition.

The photo below works well in black and white because of the textures within the scene, the perspective created by using a wide-angle lens and moving in close to the car, and the tonal contrast (the car and the sheet covering the windscreen are the lightest parts).



There is also a diagonal line that takes your eye through the frame.



The color version includes all these elements. But they are far more obvious in the black and white version.



## 4. Compose Your Subject According to Balance

Many photos are composed according to a simple formula. There is a single main subject, and you need to work out where to place it in the frame, in relation to the background.

The rule of thirds is one of the concepts that photographers use when it comes to framing. There's nothing wrong with that, but my suggestion is that you think of placement in terms of balance instead.

Where do you need to place your subject in the frame so that it balances with everything else? It might be on a third, it might not. That doesn't matter. What matters is does it balance?

Sometimes you can go the other way and create unbalanced images, which have a different effect on the viewer altogether.

In this photo, I placed the rocks near the bottom of the frame because that's where they balance against the sea and the sky.



#### 5. Light, Subject, and Composition Work Together

My final suggestion is that composition doesn't work in isolation. Light and subject are equally important. Great photos are usually with an interesting subject, photographed in beautiful light, and composed in an interesting or dramatic way. Light, subject and composition go together.

FOR SALE

#### Nikon Coolpix P520

42x optical Zoom Nikkor

18.1 Megapixels

Full HD Movie

Built-in GPS

Instruction Manual

Carry Bag, spare battery, charger and other cables

Digital camera excellent condition hardly used.

**\$300**

**Open to sensible offers**



Contact: Marian Paap 0402 116670

#### Newsletter Contributions

To the Newsletter Editor-Marian Paap – [newslettereditor@hawkesburycameraclub.com.au](mailto:newslettereditor@hawkesburycameraclub.com.au)

<http://www.hawkesburycameraclub.com.au/>  
<https://www.facebook.com/HawkesburyCameraClub/>  
<https://www.flickr.com/groups/hawkesburyimages/>