



# *In Camera*

*The Newsletter of the Hawkesbury Camera Club Inc.*

## 2016 OFFICE BEARERS

President	John Hughes 0433 021 949
Vice President	Graham Hodgkins 0466 870 109
Treasurer	Peter Burford 0402 941 505
Secretary	Marian Paap 0402 116 670

## 2016 COMMITTEE

Committee	Charles Sutton Don Clay
Competition Manager	Michelle Nichols
Garden Comp	Marian Paap
Newsletter Editor	Marian Paap
Outing Coordinator	Paul Hulbert
Publicity Coordinator	Marianne Hodgkins
Webmaster	Jonathan Auld

## WHAT'S ON THIS MONTH

July 6	PRESENTATION Monochrome Images Presented by Roy Killen
July 11	BASIC CAMERA COURSE Open to Members & Public
July 13	OUTING Social evening followed by night photography
July 20	COMPETITION Theme: Still Life Judge: Doug Booker

## FROM THE PRESIDENT

Our first meeting in June was an Evaluation Night where members were invited present their images for general discussion. The night was well attended and we enjoyed objective discussion about image content, composition and presentation. This was our second Evaluation night of the year and members are now starting to embrace this forum where photographic ideas can be candidly expressed and discussed. Ian Cambourne made a mini presentation of Portfolios and demonstrated the benefits of pursuing a theme with several photographs to develop a story exploiting the synergy created by these images presented as a whole. We have three more Evaluation nights in our program and a completion in October for Portfolios. Get to work on your portfolios now; it's not something you can do in a weekend.

Jacqui Dean gave the club a presentation on architectural photography that was inspirational, entertaining and educational. We were transported into the professional world of fine art photography with architecture as the central theme and then 'blown away' by the quality and variety of the images she introduced. Her attention to detail, never say die approach to problem solving, insistence on waiting for the right time and light conditions, creative images composition, were all discussed in detail and the fruits of her labour were on show to demonstrate the success of her work. As photographers we can learn a lot from Jacqui; her dedication, concentration and application has made her internationally renowned and we were privileged to have her spend an evening with us.

Our competition for June was on Architecture. This can be a difficult and subjective topic that is influenced by opportunity and impacted by the prevailing light conditions at the time of capture. Image presented on the night were varied in both subject matter and light conditions and were presented in colour, mono and digital formats for the Judge's consideration. This competition

was judged by the members and we were very critical on ourselves awarding only 3 Merits, 5 Credits and handful of Acceptances across some 90 odd images in competition. This situation is typical of club starting out on the 'self-appraisal' route and is always coloured by a reluctance to be seen to 'blow your own horn'. As we continue to apply the Seven Questions to an image our understanding of evaluating a photograph will improve. And if we understand the qualities in an image, our ability to create a quality image must improve.

### What are The Seven Questions?

1. Was the image worthwhile taking?
2. Does it show originality or exceptional skill exercised by the photographer?
3. Do the compositional elements compliment the image?
4. Is the selected shutter speed in context with the subject matter?
5. Is the selected aperture size (depth of field) in context with the subject matter?
6. Is the selected ISO (CCD light sensitivity) number in context with the subject matter?
7. Do you like it?

We have three more self-judging competitions coming up in the program and the committee is planning mini presentations on the components of the Seven Questions.

Our 'Introduction to Photoshop & Lightroom' for the club members was held on the 22 and there is a lot of interest from the membership to have regular workshops on post processing software. There is a wide gap between individual members levels of computer skills and experience with processing software that needs to be addressed but at this stage we will have an 'all in' session on the 4<sup>th</sup> Wednesday evening of each month until we can determine if there should be an 'advanced' group.

Our 'Buy, Sell & Swap' meeting was cancelled due to an electrical fire at the Richmond Club. This has been postponed to a date to be fixed.

A social evening is planned for July 13.

Our 'Still Life' competition is coming up on July 20.

The committee will conduct a Basic Camera Course on 11 July, 7-9 at the Richmond Club. This course is open to club members and interested members of the public. Jonathan Auld will introduce proceedings and we will need 4-5 volunteers to help during the evening. Another workshop is proposed to be held in the Windsor Library

later this year. Details will be made available as they are firmed up.

The Richmond Club has been presented with a package of photographs from the Camera Club for inclusion in an information pack for visitors and newly arrived residents in the Hawkesbury region being prepared by the Richmond Club.


The Committee thanks all members who rose to the challenge and contributed photographs.

*John Hughes*

### JULY PRESENTATION

#### MONOCHROME PHOTOGRAPHY – 6 JULY

Presenter Ron Killen



Our next meeting will be focussing on Monochrome Photography, on Wednesday 6 July. Our special presenter at the Hawkesbury Camera Club meeting will be photographer, Roy Killen. Roy is the President of Belmont

16s Photography Club, the Australian Membership Director for the Photographic Society of America and a member of the Honours Sub-Committee of the Australian Photographic Society.

Roy's presentation will explore the following questions:

- Why are some images better in **monochrome** than colour?
- What types of images are best suited to **monochrome** conversion?
- How can an understanding of **colour** help you to produce good **monochrome** images?
- What are the merits and pitfalls of common approaches to **monochrome** conversions?
- What **monochrome** conversion techniques will be best for your images?

Roy is an experienced photographer who has achieved more than 4000 acceptances & 300 awards in international competitions & gained the following photographic honours: EFIAP (Excellence award, International Federation of Photographic Arts); GMPSA (Grand Masters award, Photographic Society of America); GMAPS (Grand Masters award, Australian Photographic Society) & APSEM (Australian Photographic Society Exhibitors Medal).



In 2015 he was awarded the Nature Medallion by the Australian Photographic Society. Roy is a regular judge at club, national and international levels and a regular workshop presenter. The accompanying image of the *Cheetah* is courtesy of Roy Killen. Check out more of his work at [www.roykillen.com](http://www.roykillen.com)

**Please join us – the meeting will start at 7.30pm sharp.**

## OUTING

### LAWSON WATERFALLS - PHOTOGRAPHY WALK [BOOT CAMP!!]

**Group 1 – 26 June**

We woke to a cold 1 degree Sunday morning and met everyone at the Richmond Club car park. Everyone was rugged up with plenty of layers, gloves, beanies etc. Paul Hulbert handed everyone a map, we car pooled and headed off to Lawson. Richard Simm took us on a small detour which he blamed on his car navigator and took us to the wrong car park! Eventually we found the main group, after a quick chat and group photo we headed off.

The first part of the walk was downhill and slightly rugged. I was thinking to myself that if this was an easy walk I would never done a tough one. Some members of the group with ease and the rest of us frequently stopped for supposed photographic opportunities (to catch our breath). When we came to the first waterfall, everyone


excitedly setup their tripods and cameras and were busily snapped away. The experienced members of the group were extremely helpful with their advice, their depth of knowledge and photographic skills which was happily shared amongst the group. Some of the group walked ahead to give the rest of us more room around our subjects. By the time we got to the last waterfall we were all happy with the experience and anticipating viewing photos we had captured.

Walking up the track back to the car park, many of us were feeling hips, knees and backs, and yelled out “was this a photography walk or BOOT CAMP?” By the time we reached the road, the first group had walked up to the car park (about a further 1/2km) and brought cars down to pick us up. Many thanks to them!!


Some of us went to the Lawson Pub for lunch and few well-earned refreshments!

Thank you Paul for organising a wonderful day (no pain, no gain). Looking forward to our next venture.

I am sure there were many of us who were early to bed on Sunday night!!












*Photos & Article by Tina Simm*



## **LAWSON WATERFALLS - PHOTOGRAPHY WALK**

### **Group 2 – 2 July**

Five intrepid members of our club who couldn't make it to the first visit to Lawson on June 26 had their own expedition on Saturday July 2. We followed in the steps of our predecessors in time and location and captured some images we were pleased with given that we had a clear blue sky at the time of our adventure, which caused some trying contrast issues.

As in that famous Jules Verne novel, I for one felt a strong bonding to Arne Saknussemm, who descended down one path made it into the bowels of the earth, then came back up another path, to finish not too far from his original entry point. We even met some creatures that quite surprised us. Two 4 legged K9 lifeforms were darting between our legs, before we saw or heard them coming. Lucky they were friendly. We are very glad to report that no injuries were suffered, apart from the leg aches caused by a good workout and also short spike in pulse rates, caused by our new K9 friends.





Photo and article by Ian Cambourne

## UPCOMING OUTINGS

### AN OUTING ON A MEETING NIGHT

13 JULY

The second Wednesday in July (13) has been set aside for a photoshoot and social.

TWO things have changed:

1. We meet at the Macquarie Arms, **Windsor**
2. Starting time is 7.00pm.

Yes, we are having dinner together at the Macquarie Arms, Thompson Square, Windsor at 7pm.

Then, with our cameras and tripods, we have a ten minute drive to a cemetery where we practice using 'bulb' on our cameras (as well as taking unusual images).

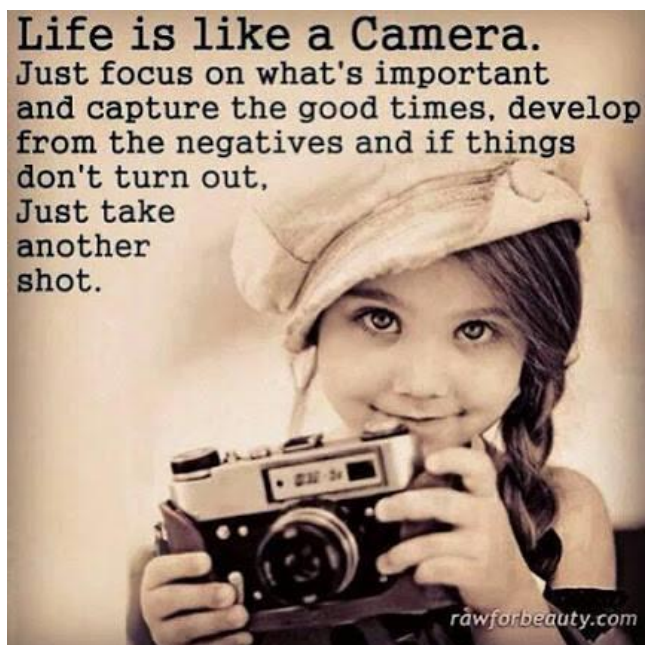
Arrangements have been made for a local ghost to appear, who is quite ok about being photographed as, after all, it is the 13 of the month!

- Where:** Macquarie Arms  
Thompson Square, Windsor  
Followed up by a cemetery visit
- When:** Wednesday 13 July.
- Time:** 7.00pm.
- What to bring:** Camera gear, tripod and cable release  
(If you have one).  
Torch  
Warm clothing
- What to know:** How to set your camera to  
Manual & Bulb.
- More information:** Paul: 0402 941 505.



Paul Hulbert

## INSPIRATIONAL QUOTES



## NEWSLETTER CONTRIBUTIONS

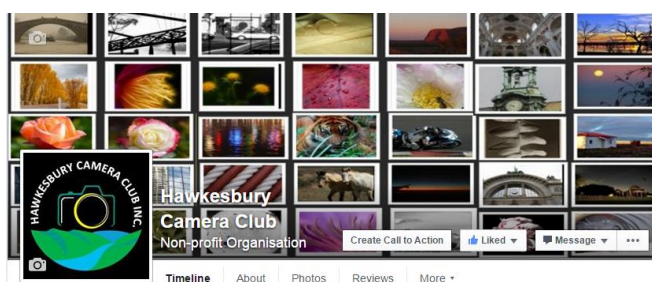
Do you have an article, story or tips that you would like to share with other members through the monthly newsletter?

Contributions can be submitted at any time to the Editor Marian Paap [Marian@secureaz.net](mailto:Marian@secureaz.net). The newsletter is distributed prior to the first meeting of each month.

### CONTRIBUTIONS DUE DATES:

29 July	29 August	28 September
29 October	28 November	

## FACEBOOK PRESENCE



Follow us on Facebook

<https://www.facebook.com/HawkesburyCameraClub/>

## Newsletter Contributions

To the Newsletter Editor-Marian Paap – [newslettereditor@hawkesburycameraclub.com.au](mailto:newslettereditor@hawkesburycameraclub.com.au)

<http://www.hawkesburycameraclub.com.au/>

<https://www.facebook.com/HawkesburyCameraClub/>

<https://www.flickr.com/groups/hawkesburyimages/>



# Competition Brief: STILL LIFE Wednesday 20 July 2016

## THEME

The theme for this competition is **STILL LIFE**. Capturing a still life image is not as easy as it looks. Composition and lighting are important factors in taking a pleasing photograph.

## JUDGE

Judge - Doug Booker

## DEFINITION

The definition of still life photography is where inanimate subject matter, typically a small group of objects, are the main focus of the image. Can include food and flowers, food (which are life forms) but don't move. A lot of commercial photography involves still life.

## BACKGROUND INFO

The following sites might assist or give you some inspiration...

- Blog on Still Life  
<http://www.creativebloq.com/photography/still-life-photography-1131688>
- A Complete Guide to Still Life and Table Top Photography by Andrea Minoia  
<http://expertphotography.com/complete-guide-still-life-table-top-photography/>
- Still Life tips  
<http://www.picturecorrect.com/tips/still-life-photography/>
- Photo fact sheet  
[www.shimelle.com/file\\_download/9/](http://www.shimelle.com/file_download/9/)

## CATEGORIES

There are 2 categories in our A and B Grade competitions. You may enter up to 7 images with a maximum of 4 per category. The categories are:

1. Prints (colour or monochrome) - Minimum image size 6" x 4"
2. Digital (colour or monochrome) - projected (no restriction on size)

## REQUIREMENTS

- If competing in the digital category, ensure your images are easy to find on your USB.
- Photographs should meet the Club's criteria or will not be accepted. Requirements, including the correct naming of Projected images, are located on our website <http://www.hawkesburycameraclub.com.au/>
- Note - an image may be entered into one Open Competition and one Set Subject Competition.

## WHEN & WHERE

If competing please arrive 15 to 20 minutes early with your entries. The meeting will be held on Wednesday 20 July 2016 at 7.30pm at Richmond Club, Francis Street, Richmond

## ENQUIRIES

Contact the Competition Manager [competitionmanager@hawkesburycameraclub.com.au](mailto:competitionmanager@hawkesburycameraclub.com.au)

29/06/2016