



In Camera

The Newsletter of the Hawkesbury Camera Club Inc.

2019 OFFICE BEARERS

President	Jenny Aquilina 0410 032 372
Vice President	Geoff Higgins 0418 821 715
Secretary	Marian Paap 0402 116 670
Treasurer	Marina Opland 0409 677 474

2019 COMMITTEE

Committee	Don Clay Jenelle Gavin Jenny O'Connell John Hughes Ron Rodgers
Competition Manager	Tim Hodson
Newsletter Editor	Marian Paap
Outing Coordinator	Deborah Cloake & Lesley McGuire
Program & Comp Manager	Michelle Nichols
Publicity Coordinator	Pete Burford
Webmaster	Jonathan Auld

WHAT'S ON THIS MONTH

October 2	Workshop Night Photography at Richmond Park
October 9	PRESENTATION Portfolio + Members Presentation
October 16	COMPETITION THE COLOUR RED SELF-JUDGING

FROM THE PRESIDENT

Hi Members

First of all I'd like to take this opportunity to acknowledge Marian Paap, for all her hard work and dedication she gives the club, there's a lot that goes on behind the scenes, organising, phone calls etc, it certainly made my job easier, thanks Marian.

Now onto business.

Another thank you to the members to manned the photo stands at Richmond market place. I believe we created a lot of interest in the community, hoping we can increase our club with local members.

Don't forget we have the Bunnings sausage sizzle coming up on Sunday, 20 October!!

We have now finalised our programme thanks to the questionnaire filled in by members for next year, which will be available end of November.

We will be having more workshops. Hands on experience which I hope you all agree a better learning experience, taught by expert teachers.

Children's hospital photos is fast approaching. FOUR prints per club member mounted and backed up on a usb with at least 2gb per image, so if your photo is selected it makes it easier to print to a A3 size that's required for framing.

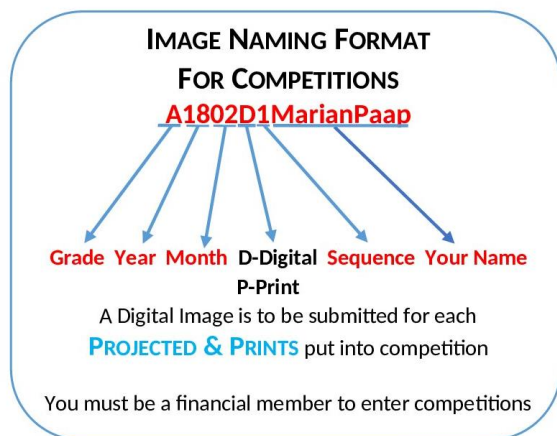
Good luck everyone...

Happy snapping...

Jenny Aquilina

IMAGE NAMING FOR COMPETITIONS

Please note: if the members fail to comply with the following 'Image Naming Format' when submitting their Competition digital image to the Competition Manager, it's been decided by the Committee that the images will not be accepted.



UPCOMING SPECIAL EVENTS – SAVE THE DATE!

Hawkesbury Art Fair 2019

Exhibition: 13 September – 13 October

Interclub Competition

19 October

Blackheath Golf Club – 10.00am

Bunnings Sausage Sizzle Fundraiser

20 October

[Volunteers needed]

Celebrate the Holiday season

Let's enjoy Christmas
with good friends,
great food, and holiday
cheer!

Date - Friday 6th December 2019

at - Windsor Golf Club - Buffet dinner
\$45pp - partners welcome

Arrive - 6.45pm for 7pm dinner

RSVP by 20/11/2019
(payment required with booking please)

For enquiries or if you have special
dietary requirements please contact
Debbie Cloake 0402 343 475

PHOTOGRAPHY TIPS

Street Food Photography Tips

By Brandon King

Reference: Picture Correct

I love to travel. I love the whole idea of soaking in new cultures, meeting people, trying out new delicacies and savoring the sights, sounds and smells of a land I am visiting. If I could do one thing, that would be to travel and live out of a suitcase for the rest of my life. I am a big foodie too. I love trying local delicacies when I am travelling, which invariably lands me at markets and eateries in every city I travel to.



Photo by [naim fadil](#)

Markets give me an indication of the food that I can expect at the local joints, but there's more to it than just eating. Markets and street food stalls present the best opportunities to shoot authentic shot of local cuisines, as big restaurants are often sceptical about allowing guests to take pictures inside their premises. Street food stalls have no such inhibitions and most proprietors love being photographed in fact. This article covers the best cities for foody photogs that I have uncovered during my travels.



Photo by [Dave See](#)

While street food joints don't mind being photographed, you need to remember a few things when shooting them. First, light can be a major problem when shooting street food stalls. This is because they often use make-shift tarpaulin covers to avoid direct sunlight or dust and rain. This keeps their food dry, but it makes shooting problematic by limiting available light. A wide aperture lens is a must have in such conditions; kit lenses will not do. You'll need something that can open up to f/1.8 or wider.



Photo by [if you love me](#)

Plan your shoot in advance and know the operating hours of the stalls you are going to shoot. Don't arrive too early or too late and know that the lunch and dinner rush hours can be perilous. Take a friend who speaks the local dialect or a local guide who can bail you out in case you get into trouble, always have a smile on your face, show appreciation of the food you are shooting and offer to show them the pictures you take. Hand signals work well and a thumbs-up or OK sign are universally recognized (though the thumbs up is considered offensive in some Middle Eastern cultures, so do your research first.)

HONG KONG

Hong Kong's history brings with it a confluence of different food styles from all over the world. This is undoubtedly one of the most diverse cities in the world and probably the most diverse in the East. The street foods of the city reflect this diversity, and an evening spent rummaging through the street stalls of Hong Kong will reveal everything from rickshaw noodles, to deep fried squid to chili crab to the ubiquitous roasted goose. Don't forget to wash it all down with a local beer. No matter what decide to eat, photographing your meal is an excellent way to savor your moments long after you are back home. Carry a camera that shoots great images in low light.



Photo by [Anna & Michal](#)

Quick Tips: Don't set your camera's white balance to auto; set it to incandescent or tungsten depending on lighting instead. Above all, always shoot in RAW. Shoot with a small aperture as Hong Kong street food is always prepared fresh, right in front of you and you will have ample opportunities to photograph your meal while it's still crawling or swimming around!

BANGKOK

Bangkok's night life is as legendary as its wide array of culinary choices. As a foodie and travel photographer, I find that Bangkok is a haven for both. People in Bangkok live to eat, and for the average working class citizen a three quick meals at street stalls throughout the day just isn't enough, and they punctuate these mandatory meal times with short shots of snacks. With the full flavors of Thai food, who could resist?



Photo by [Johan Fantenberg](#)

Quick Tips: For shooting street food joints at Bangkok, you need quick lenses with wide angle focal lengths—35mm and 50mm primes are the best bet. These lenses are good for any street photography pursuit including shooting street food joints.

HYDERABAD

This city is famous for its Biryani and offers more biriyani joints and varieties of the dish than you'll know what to do with. Hyderabad's cuisine has strong influences Mughal with a unique Hyderabadi twist to them. While Hyderabad is also home to many of India's jewelry traders, without its biriyani the city would be devoid of its main attraction.



Photo by [McKay Savage](#)

Quick Tips: Use a macro lens. Biryani is always prepared in advance and served on demand. Thus, you will never get an opportunity to photograph the process of making it unless you are allowed into the kitchen. A macro lens will allow you to get close and capture a very low up-close angle. It will also crop out any distracting elements that may be around the plate or table. Carry a camera that has great high ISO performance.

ISTANBUL

Be it freshly baked Simit, or the Turkish take on Pizza called Lahmacun, or the delicious Midye Dolma, Istanbul is a haven for the die-hard foodie in you. This city's myriad streets give way to bazaars that are dotted with small joints doling out freshly prepared culinary delicacies.



Photo by [Scott Dexter](#)

Quick Tips: Istanbul's bazaars and street food joints are mostly under roofs and lack the makeshift nature of those you will see in Thailand or India. This means that lighting is challenging and finding the correct white balance is not easy. Fast lenses are the order of the day, and be sure to dial in the correct white balance settings.



Newbie



Intermediate



Advanced

fb.com/photographersmemes



Expert



**A photographer who calls himself a
“published photographer”
for paying and submitting photos
to online magazines.**

Michelle Goadsby

Scoresheet

To make things easy on Competition nights, can members please print out their own copy of the Competition Scoresheet from the website and fill it in beforehand. Please print clearly so that it is easy to transcribe the information onto the website.

NOTE: please ensure there are no images other than Competition photos on the USB when submitting images on the competition night.

IMAGE NAMING FORMAT FOR COMPETITIONS

A1802D1MarianPaap

Grade Year Month D-Digital Sequence Your Name
P-Print

A Digital Image is to be submitted for each
PROJECTED & PRINTS put into competition

You must be a financial member to enter competitions

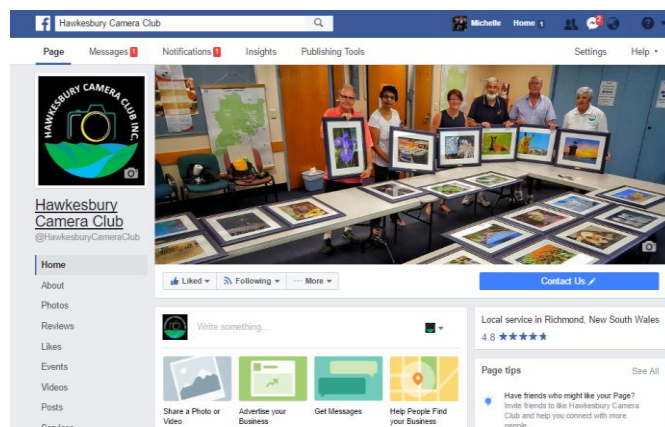
Hawkesbury Camera Club has a Facebook page. Follow us on Facebook at

<https://www.facebook.com/HawkesburyCameraClub/>

FIND US on Facebook



www.facebook.com/HawkesburyCameraClub/



Don't forget to make use of all of the features for members on the Hawkesbury Camera Club website at <http://www.hawkesburycameraclub.com.au/>

Theme: Landscape





Competition Brief: **THE COLOUR RED** **Wednesday 16 October 2019**

THEME The theme for this competition is the colour **RED**

JUDGE Internal judging

DEFINITION

The definition of this competition is pretty simple. Your image must contain the instantly recognisable colour red. Your photograph can be of any subject. Red can be scarlet, vermilion, ruby, cherry, cerise, carmine, claret-coloured and blood red etc.

WEBSITES

The following sites might give you some inspiration...

- <https://childphotocompetition.com/red-photo-contest-winners-july-2014/>
- <https://www.pinterest.com.au/pin/227854062371088277/?lp=true>
- <https://www.viewbug.com/contests/a-world-of-red-photo-contest>

CATEGORIES

There are 2 categories in our A and B Grade competitions. You may enter up to 8 images with a maximum of 4 per category.

1. Prints (colour or monochrome) - Minimum image size 6" x 4"
2. Digital (colour or monochrome) - projected (no restriction on size)

REQUIREMENTS

- Photographs should meet the Club's criteria or will not be accepted. Requirements, including the correct naming of Projected images, are at <http://www.hawkesburycameraclub.com.au/>
- Note - an image may be entered into one Open Competition and one Set Subject Competition.
- **All images submitted for this competition must have been taken within the last 2 years from the competition date.**

WHEN & WHERE

To be held on Wednesday 16 October 2019 at 7.30pm at Richmond Club, Francis Street, Richmond

ENQUIRIES

Contact the Competition Manager competitionmanager@hawkesburycameraclub.com.au

5 June 2019

Newsletter Contributions

To the Newsletter Editor-Marian Paap – newslettereditor@hawkesburycameraclub.com.au

<https://www.facebook.com/HawkesburyCameraClub/>

<https://www.flickr.com/groups/hawkesburyimages/>

EXHIBITION AT THE RICHMOND MARKETPLACE
21 AND 22 SEPTEMBER

14 HAWKESBURY COURIER Thursday September 19, 2019

hawkesburygazette.com.au

ENTERTAINMENT

hawkesburygazette.com.au

Camera club exhibition

Hawkesbury Camera Club will be holding an exhibition this weekend to showcase some of the stunning images taken by its talented members.

BY KRYSZYNA POLLARD

HAWKESBURY Camera Club is gearing up for an exhibition this weekend designed to showcase its members' images and reach out to the wider community.

The exhibition will be held from 10am to 4pm over Saturday and Sunday, September 21 and 22, with stands situated in Richmond Marketplace near Jay Jays.


Information flyers will be available to those with an interest in photography that might like to join the club, and members will be on hand to answer questions from the public.

"From time to time, we come out from behind the lens and talk about photos and share our photos with our community," secretary Marian Paap said.

"The merry band of snappers will be there from 10am to 4pm each day and would like you to show them your favourite snaps and talk to them about where they think you can take your work to the next level.

"They will also explain the equipment they use, and give hints and tips on getting the best result from the equipment you have," she said.

Hawkesbury Camera Club



STUNNING: Hawkesbury Camera Club member Pete Burford's stunning image entitled Outback 1. **Picture: Pete Burford.**

Inc. has been in existence for nearly 60 years.

The club was established in the early 1950s by a number of dedicated photographers led by the first president, Stan Stevens.

Hawkesbury Camera Club offers a great deal to both newer and more experienced photographers, and also provides monthly competitions for prints and projected images.

In 2011 the club established annual portrait competition known as the Geoff Pfister Award, which is for printed photographs only.

"Each month our members enjoy a varied and stimulating program of guest

speakers, photographic competitions, practical and innovative sessions to promote the beneficial exchange of ideas," a statement from the club said.

"Our members' interests cover a wide and varied range of the photographic spectrum; they range from beginners to professional photographers both of whom use the newer digital or the traditional film cameras."

The club also organises different outings for members, which aim to combine the desire to foster photographic opportunities and the social side of the club.

"The objective of the club is to stimulate the photograph-

ic interests of its members, by combining education, assistance, competition and social contact in a friendly, comfortable and informal situation," the club's statement said.


"The club is an incorporated, not-for-profit organisation run by members who have an excitement for photography and who take their photographs purely for their own enjoyment."

Club meetings are held at Richmond Club on Wednesdays, starting at 7.30pm.

For more information about Hawkesbury Camera Club, email secretary@hawkesburycameraclub.com.au.



LANDSCAPE: Infrared, an image captured by Jenny Aquilina. **Picture: Jenny Aquilina.**



DUNES: Marian Paap captured this image, entitled Fog on Sand Dunes. **Picture: Marian Paap.**



REFLECTION: Pete Burford's warm work, Outback 2. **Picture: Pete Burford.**





COMPETITION
OPEN
JUDGE – JEFF AKERS
18 SEPTEMBER






Leeane O'Brien with the Winning Photo



*The Winning Photo of the Competition – Open
By Leeane O'Brien
Paintings for Sale*

WORKSHOP
MATting & TABLE TOP PHOTOGRAPHY
11 SEPTEMBER





Photos by Marian Paap

HAWKESBURY ART FAIR 2019
OPENING EVENING
HAWKESBURY REGIONAL GALLERY
13 SEPTEMBER





MEMBERS CORNER SEPTEMBER

OUTBACK TRIP

Early September four Club members Jenny, Cathy, Ron and myself embarked on a photo trek through Central West NSW, overnighing first at Lake Cargelligo. Those with big lenses tried out their bird photography skills with the guidance of Geoff Higgins, who joined us for a few days.

Two early starters saw the sunrise over the lake while others saw their blankets!

Next stop, 130km west, and onto the dirt, was the 1930's pioneer sheep station at Willandra, now a National Park [NP]. Two nights in a 1940's vintage Overseers cottage saw much jocularly with a fair degree of photography thrown in.

Day 4 and another 240km west, with complementary dust, saw us at Mungo NP, again with comfortable accommodation and facilities for a two night stay with optional merriment, sponsored by Dam Furfies. Unfortunate flat lighting made for average shots of the Walls of China and the famed dunes.

Day 6 and we headed West again capturing some great sky shots on the way to Pooncarie for breakfast on the banks very dry Darling River, then on to Menindees' dehydrated Lakes and a dust storm. Fortunately the Maiden Hotel was dust free and had a good lunch option. Heading North to Broken Hill into a stiff crosswind/dust storm saw the fuel being depleted at an alarming rate, no chance of refuelling with on board supplies, just cross fingers and hope we made it. (82 litre fuel tank took 80.25 litres!! @ Broken Hill phew!)

Three nights in the Palace Hotel, of Queen of the Desert fame, made for a bit of R&R and to see what B'Hill had to offer, heaps! The obligatory trip 25km North to Silverton for lunch/drinks/photos and a chance to meet up with an exceptional local Silverton photographer, Helen Murray, courtesy of Ruth Nielsen who met with her earlier, worth a visit. The sunset shoot over Mundi Mundi Plains was made very difficult due to strong cold winds making everyone shelter behind the vehicles to remain steady.

Last day, heading to Cobar accommodation, via Wilcannia and a short stop at White Cliffs, drone country if you want a shot of the opal fields. Unfortunately high winds made it too difficult. Around 3000km saw us back home, good times, good company, and good to be back safe.

Cheers Pete Burford





Photos by Ron Rodgers











Photos by Cathy Callan



Photos by Jenny Aquilina





Photos by Pete Burford

HOUSESITTING AT BROOKLANA

Just thought I would drop you a line as to where I am housesitting. It is at Brooklana near Dorrigo East. These are a couple of photos of the 10 mini horses and two border collies Rom & Rem. Will get another photo of the big boys Monty & Robbie the drought horses.

This is 10 star living. We have had two storms with 24, 32mm of rain. I can still smell the fire smoke in the morning with the fog. I have all the wine and food I can handle. Could not wish for a nicer place to house sit. Had to give Richard the fencer a hand on Wednesday to collect old fence posts. I have not driven a Bobcat for about 10 years so it was good to get my hand in again. Had to help move a few herds of cattle the first three days before Mez & Phil left. Great stuff...

Apart from an hour in the morning and evening, I have the day to myself. Wish you were here. Love to all and just love doing this job.

Ruth xoxoxo



